



Shen-Bayh, Fiona (POL SCI 143B DIS 101 JAPANESE POLITICS) - Sp 2017 (Instructor Version)

Spring 2017 Evaluations

Project Audience 22

Responses Received 17

Response Ratio 77.27%

Subject Details

Name	POL SCI 143B DIS 101 JAPANESE POLITICS
DEPT_NAME	POL SCI
EVALUATION_TYPE	G
First Name	Fiona
Last Name	Shen-Bayh

Creation Date Sun, May 28, 2017

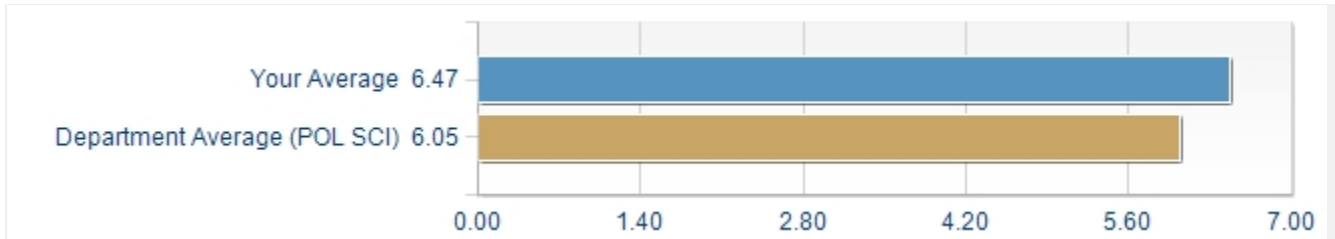


FOR YOUR INFORMATION: Please note that "Department Average" for each rating question is calculated using all sections in your department. This may include both Faculty and GSIs depending on whether the department has selected a question item to be used for both.

RATING QUESTIONS (QUANTITATIVE)

UNIVERSITY WIDE QUESTIONS: The quantitative items in this section are asked across all courses at Berkeley.

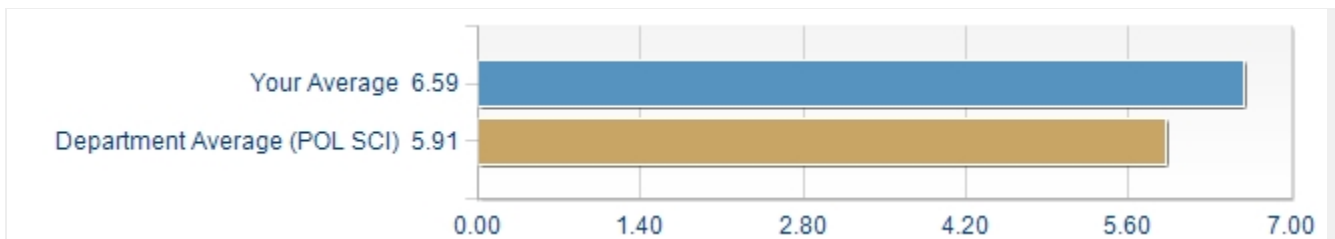
Considering both the limitations and possibilities of the subject matter and the course, how would you rate the overall effectiveness of this graduate student instructor?



Options	Count	Percentage
1-Not at all Effective	0	0.00%
2	0	0.00%
3	0	0.00%
4-Moderately Effective	0	0.00%
5	1	5.88%
6	7	41.18%
7-Extremely Effective	9	52.94%

Statistics	Value
Response Count	17
Mean	6.47
Median	7.00
Standard Deviation	0.62

Considering both the limitations and possibilities of the subject matter and the course, how would you rate the overall effectiveness of this course?

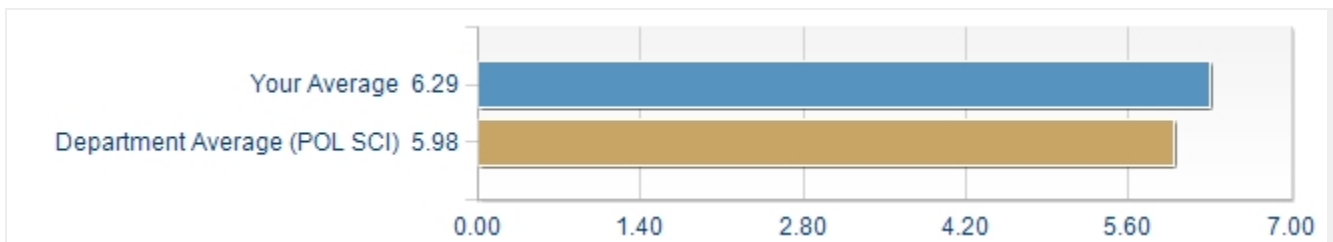


Options	Count	Percentage
1-Not at all Effective	0	0.00%
2	0	0.00%
3	0	0.00%
4-Moderately Effective	0	0.00%
5	0	0.00%
6	7	41.18%
7-Extremely Effective	10	58.82%

Statistics	Value
Response Count	17
Mean	6.59
Median	7.00
Standard Deviation	0.51

DEPARTMENT PROVIDED RATING QUESTIONS: Questions in this section were selected by your department for inclusion on this evaluation.

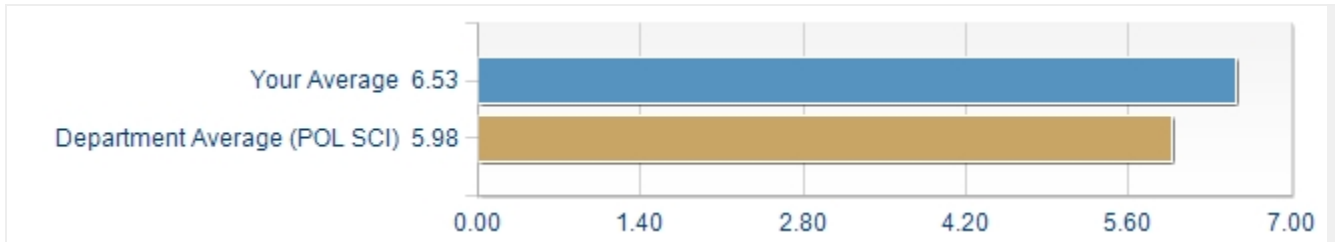
The instructor presented content in an organized manner



Options	Count	Percentage
1-Not at all	0	0.00%
2	0	0.00%
3	0	0.00%
4-Somewhat	1	5.88%
5	2	11.76%
6	5	29.41%
7-Very	9	52.94%

Statistics	Value
Response Count	17
Mean	6.29
Median	7.00
Standard Deviation	0.92

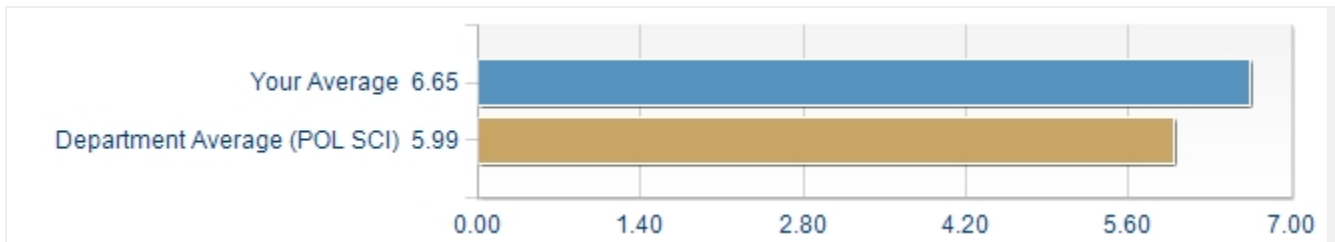
The instructor explained concepts clearly



Options	Count	Percentage
1-Not at all	0	0.00%
2	0	0.00%
3	0	0.00%
4-Somewhat	0	0.00%
5	1	5.88%
6	6	35.29%
7-Very	10	58.82%

Statistics	Value
Response Count	17
Mean	6.53
Median	7.00
Standard Deviation	0.62

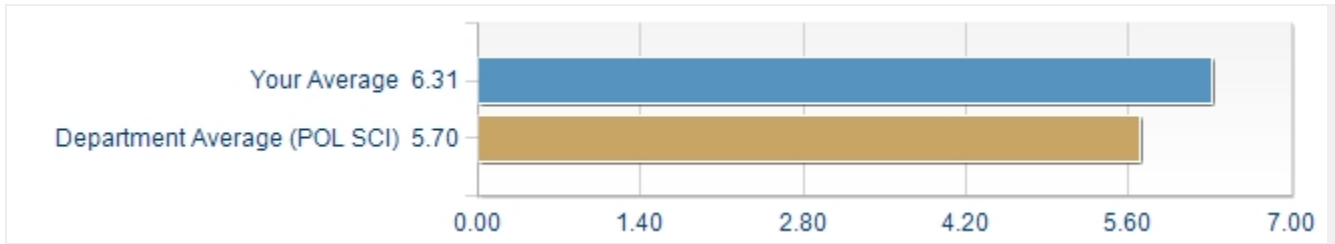
The instructor was helpful when I had difficulties or questions



Options	Count	Percentage
1-Not at all	0	0.00%
2	0	0.00%
3	0	0.00%
4-Somewhat	0	0.00%
5	0	0.00%
6	6	35.29%
7-Very	11	64.71%

Statistics	Value
Response Count	17
Mean	6.65
Median	7.00
Standard Deviation	0.49

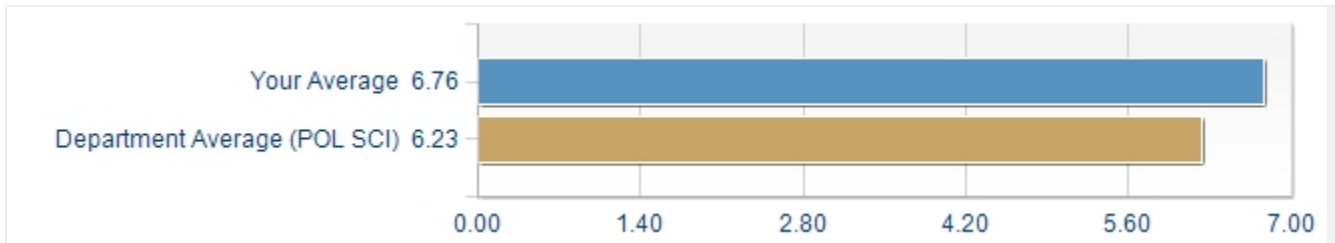
The instructor provided clear constructive feedback



Options	Count	Percentage
1-Not at all	0	0.00%
2	0	0.00%
3	0	0.00%
4-Somewhat	2	12.50%
5	0	0.00%
6	5	31.25%
7-Very	9	56.25%

Statistics	Value
Response Count	16
Mean	6.31
Median	7.00
Standard Deviation	1.01

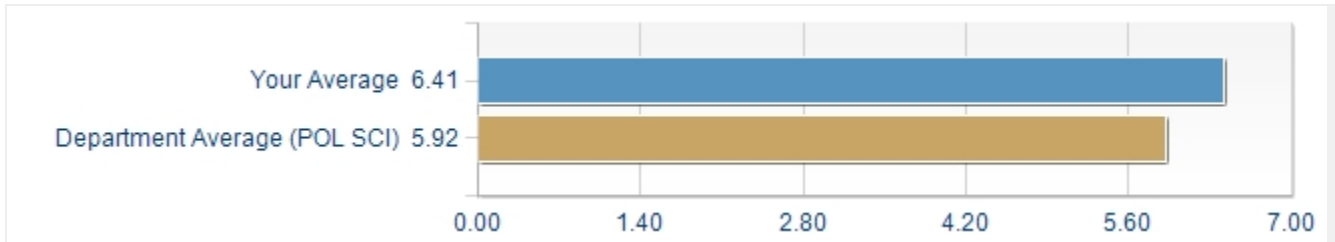
The instructor encouraged student questions and participation



Options	Count	Percentage
1-Not at all	0	0.00%
2	0	0.00%
3	0	0.00%
4-Somewhat	0	0.00%
5	0	0.00%
6	4	23.53%
7-Very	13	76.47%

Statistics	Value
Response Count	17
Mean	6.76
Median	7.00
Standard Deviation	0.44

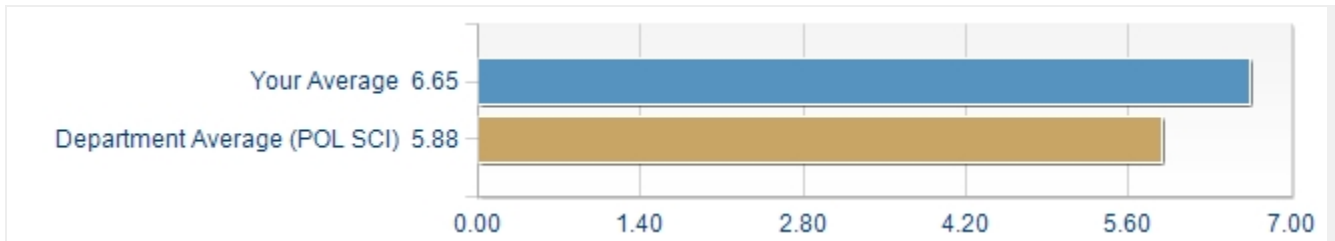
The course was effectively organized



Options	Count	Percentage
1-Not at all	0	0.00%
2	0	0.00%
3	0	0.00%
4-Somewhat	1	5.88%
5	1	5.88%
6	5	29.41%
7-Very	10	58.82%

Statistics	Value
Response Count	17
Mean	6.41
Median	7.00
Standard Deviation	0.87

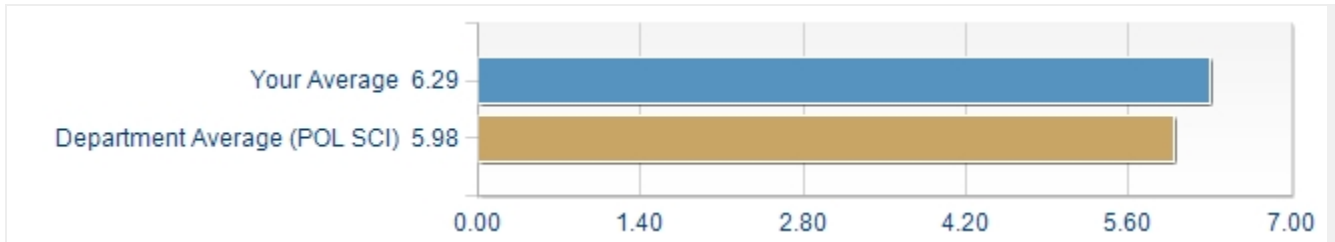
The course developed my abilities and skills for the subject



Options	Count	Percentage
1-Not at all	0	0.00%
2	0	0.00%
3	0	0.00%
4-Somewhat	0	0.00%
5	0	0.00%
6	6	35.29%
7-Very	11	64.71%

Statistics	Value
Response Count	17
Mean	6.65
Median	7.00
Standard Deviation	0.49

The course developed my ability to think critically about the subject



Options	Count	Percentage
1-Not at all	0	0.00%
2	0	0.00%
3	0	0.00%
4-Somewhat	2	11.76%
5	1	5.88%
6	4	23.53%
7-Very	10	58.82%

Statistics	Value
Response Count	17
Mean	6.29
Median	7.00
Standard Deviation	1.05

On average, how many hours per week have you spent on this course, including attending classes, doing readings, reviewing notes, writing papers, and any other course-related work?

Options	Count	Percentage
3 or Fewer	3	18.75%
4-6	2	12.50%
7-9	4	25.00%
10-12	4	25.00%
13-15	2	12.50%
16-18	1	6.25%
More than 18	0	0.00%

Statistics	Value
Response Count	16
Mean	3.19
Median	3.00
Standard Deviation	1.52

How many class sessions did you attend?

Options	Count	Percentage
None	0	0.00%
Fewer than half	1	5.88%
About half	0	0.00%
More than half	2	11.76%
All	14	82.35%

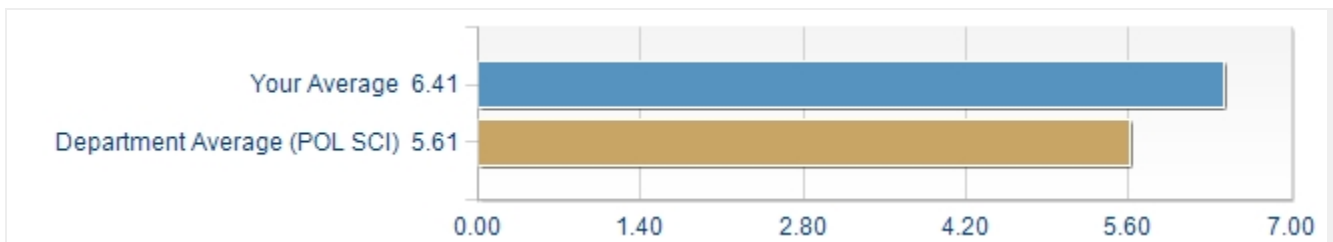
Statistics	Value
Response Count	17
Mean	4.71
Median	5.00
Standard Deviation	0.77

How many class (or section) sessions did you attend?

Options	Count	Percentage
None	0	0.00%
Fewer than half	1	5.88%
About half	0	0.00%
More than half	2	11.76%
All	14	82.35%

Statistics	Value
Response Count	17
Mean	4.71
Median	5.00
Standard Deviation	0.77

How satisfied were you with your effort in this course?



Options	Count	Percentage
1-Not at all	0	0.00%
2	0	0.00%
3	0	0.00%
4-Somewhat	0	0.00%
5	3	17.65%
6	4	23.53%
7-Very	10	58.82%

Statistics	Value
Response Count	17
Mean	6.41
Median	7.00
Standard Deviation	0.80

INSTRUCTOR PROVIDED QUESTIONS (CUSTOM): If any rating questions appear in this section, they were created by you. If blank, you did not add any custom items to your evaluation. These are viewable only by you and not accessible by other report viewers in your department.

OPEN ENDED QUESTIONS (QUALITATIVE)

DEPARTMENT PROVIDED QUESTIONS: Questions in this section were selected by your department for inclusion on this evaluation.

What advice would you give to another student who is considering taking this course?

Comments
It's not too challenging as long as you go to lecture and keep up!
read and take notes
1. Do the readings, it really helps you to understand the lecture 2. Go through the slides before and after class, it really helps you to learn the information. 3. Don't hesitate to go to Professor or GSI's office hour. They are really nice and you can ask them anything you don't understand, or e-mail them. More communicate more helpful.
Take it! Attend every class or you will not get all the information. If you attend all the classes you will do well on tests and on the quizzes.
Do the readings. They help you engage the lecture material.
Fiona is incredible.
Takes it just as long as you have Fiona as your GSI. She's great
Heavy readings.

Please identify the strengths of this GSI and the discussion section.

Comments
One of the best GSIs I have ever had, the combination of being knowledgeable about the subject and her dry witty humor made her class so fun.
a clear understanding of the subject, as well as a strong ability to link events together to paint eras as consumable concepts.
I love my GSI and the discussion section. We got guideline every section and discuss together, that really helps us to understand and organize the course information.
Secondly, GSI in section and office hour not only helps us on understanding the information, but also teach us the learning methods.
Fiona was great, she really got us to critically think about the most important issues and topics in the class. I only said it wasn't too organized because we never really had a set schedule for what to discuss but the class was only an hour so we covered what she felt was most important.
I thoroughly enjoyed Fiona's section. At first, I thought she was kind of strict, but her teaching style grew on me more and more. She is incredibly straightforward and explained concepts well.
Good visual aids with timelines. Quizzes_xams returned in a timely manner. Well organized and accessible.
Very structured that made the material far easier.
Fiona is a phenomenal GSI. Her sections help you to understand concepts that you might have missed during lectures, and she emphasizes the main ideas so you can see the bigger picture without being overwhelmed by all the other details.
Extremely well organized. Provided excellent frameworks to understand the class material better.

Please identify areas where the GSI's performance and/or the discussion section could be improved.

Comments
Nothing
The GSI is too condescending.
I love my GSI and the section very much. However, I think if the section with fewer students will be better. Because I think too much people in one discussion section will reduce the chances of participating.
I don't have any suggestions, I think she was great.
Find ways to get people more involved in discussion.
Review questions were almost too detailed, and based solely on the readings. Could provide more constructive feedback.
Honestly, none.
Longer discussion sections. More sections focused on drawing timeline on the board and looking at larger concepts.

INSTRUCTOR PROVIDED QUESTIONS (CUSTOM): If any open-ended questions appear in this section, they were created by you. If blank, you did not add any custom items to your evaluation. These are viewable only by you and not accessible by other report viewers in your department.



Shen-Bayh, Fiona (POL SCI 143B DIS 102 JAPANESE POLITICS) - Sp 2017 (Instructor Version)

Spring 2017 Evaluations

Project Audience 26

Responses Received 17

Response Ratio 65.38%

Subject Details

Name	POL SCI 143B DIS 102 JAPANESE POLITICS
DEPT_NAME	POL SCI
EVALUATION_TYPE	G
First Name	Fiona
Last Name	Shen-Bayh

Creation Date Sat, May 27, 2017

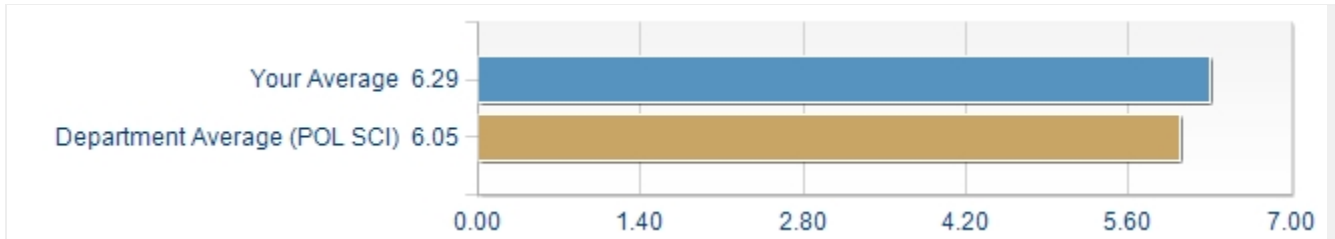


FOR YOUR INFORMATION: Please note that "Department Average" for each rating question is calculated using all sections in your department. This may include both Faculty and GSIs depending on whether the department has selected a question item to be used for both.

RATING QUESTIONS (QUANTITATIVE)

UNIVERSITY WIDE QUESTIONS: The quantitative items in this section are asked across all courses at Berkeley.

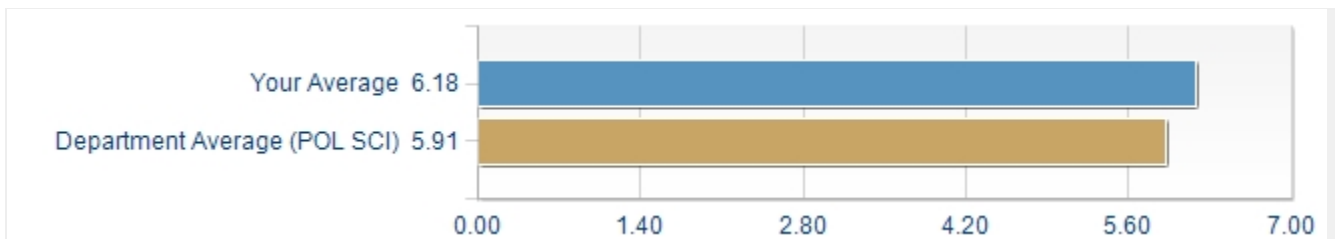
Considering both the limitations and possibilities of the subject matter and the course, how would you rate the overall effectiveness of this graduate student instructor?



Options	Count	Percentage
1-Not at all Effective	0	0.00%
2	0	0.00%
3	0	0.00%
4-Moderately Effective	1	5.88%
5	2	11.76%
6	3	17.65%
7-Extremely Effective	11	64.71%

Statistics	Value
Response Count	17
Mean	6.29
Median	7.00
Standard Deviation	1.31

Considering both the limitations and possibilities of the subject matter and the course, how would you rate the overall effectiveness of this course?

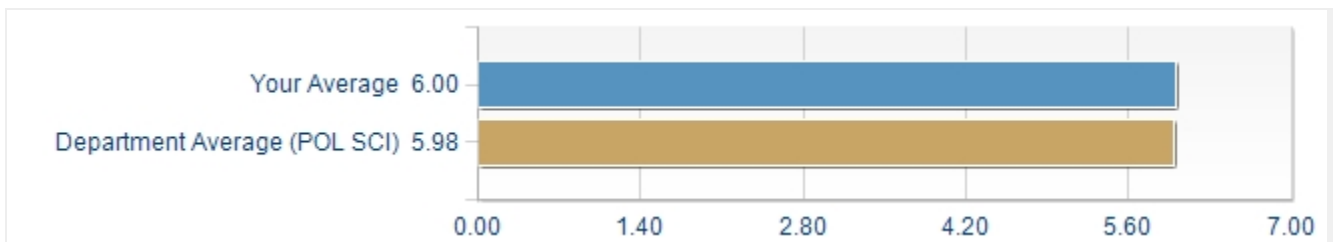


Options	Count	Percentage
1-Not at all Effective	0	0.00%
2	0	0.00%
3	0	0.00%
4-Moderately Effective	1	5.88%
5	2	11.76%
6	5	29.41%
7-Extremely Effective	9	52.94%

Statistics	Value
Response Count	17
Mean	6.18
Median	7.00
Standard Deviation	1.29

DEPARTMENT PROVIDED RATING QUESTIONS: Questions in this section were selected by your department for inclusion on this evaluation.

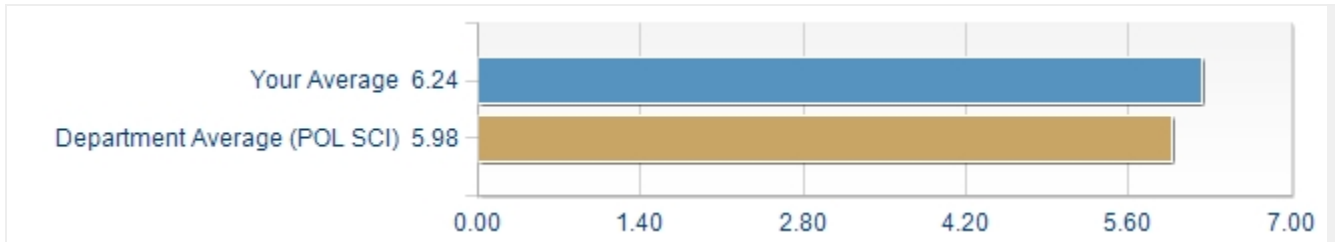
The instructor presented content in an organized manner



Options	Count	Percentage
1-Not at all	0	0.00%
2	0	0.00%
3	1	5.88%
4-Somewhat	1	5.88%
5	2	11.76%
6	6	35.29%
7-Very	7	41.18%

Statistics	Value
Response Count	17
Mean	6.00
Median	6.00
Standard Deviation	1.17

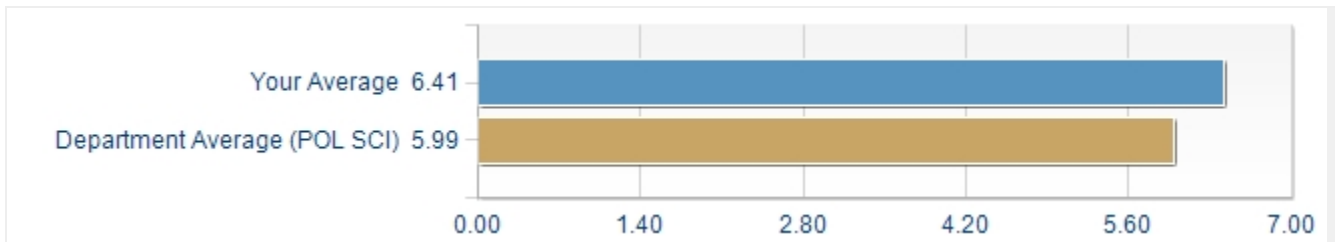
The instructor explained concepts clearly



Options	Count	Percentage
1-Not at all	0	0.00%
2	0	0.00%
3	0	0.00%
4-Somewhat	1	5.88%
5	1	5.88%
6	6	35.29%
7-Very	9	52.94%

Statistics	Value
Response Count	17
Mean	6.24
Median	7.00
Standard Deviation	1.25

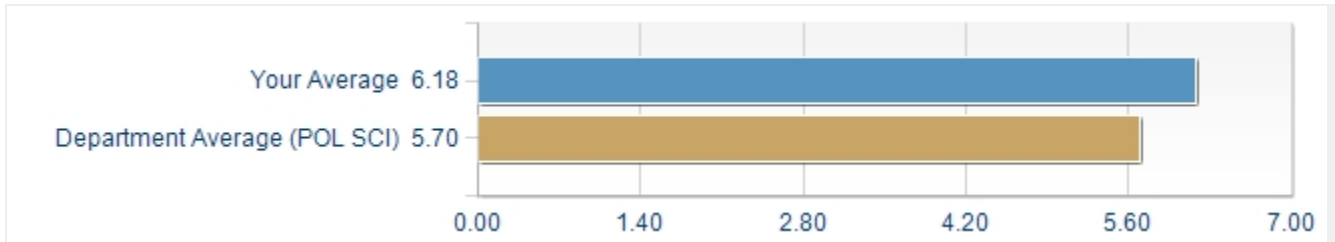
The instructor was helpful when I had difficulties or questions



Options	Count	Percentage
1-Not at all	0	0.00%
2	0	0.00%
3	0	0.00%
4-Somewhat	1	5.88%
5	1	5.88%
6	3	17.65%
7-Very	12	70.59%

Statistics	Value
Response Count	17
Mean	6.41
Median	7.00
Standard Deviation	1.28

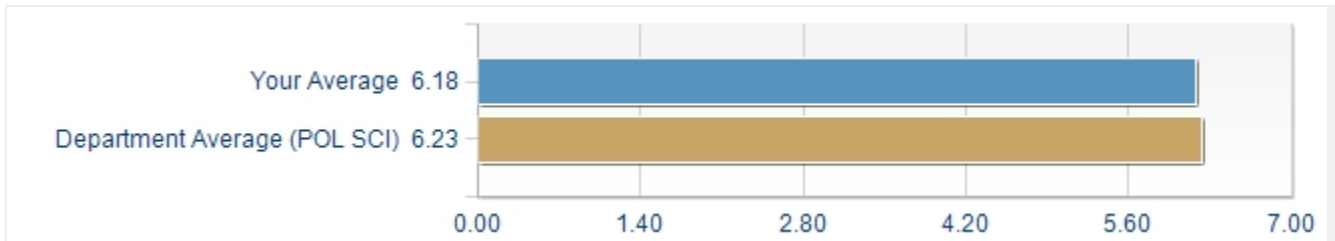
The instructor provided clear constructive feedback



Options	Count	Percentage
1-Not at all	0	0.00%
2	0	0.00%
3	0	0.00%
4-Somewhat	1	5.88%
5	3	17.65%
6	3	17.65%
7-Very	10	58.82%

Statistics	Value
Response Count	17
Mean	6.18
Median	7.00
Standard Deviation	1.33

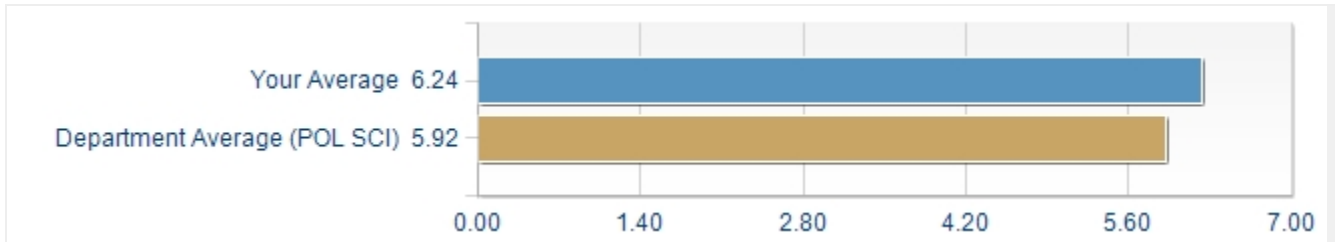
The instructor encouraged student questions and participation



Options	Count	Percentage
1-Not at all	0	0.00%
2	0	0.00%
3	0	0.00%
4-Somewhat	1	5.88%
5	1	5.88%
6	4	23.53%
7-Very	10	58.82%

Statistics	Value
Response Count	17
Mean	6.18
Median	7.00
Standard Deviation	1.38

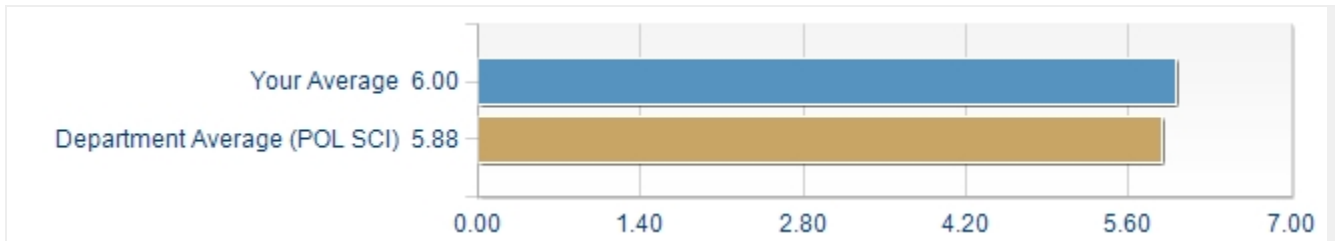
The course was effectively organized



Options	Count	Percentage
1-Not at all	0	0.00%
2	0	0.00%
3	0	0.00%
4-Somewhat	1	5.88%
5	0	0.00%
6	8	47.06%
7-Very	8	47.06%

Statistics	Value
Response Count	17
Mean	6.24
Median	6.00
Standard Deviation	1.20

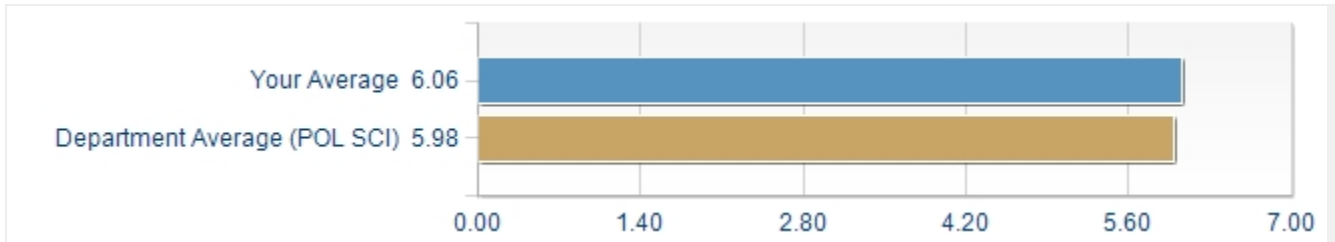
The course developed my abilities and skills for the subject



Options	Count	Percentage
1-Not at all	0	0.00%
2	1	5.88%
3	1	5.88%
4-Somewhat	0	0.00%
5	1	5.88%
6	6	35.29%
7-Very	8	47.06%

Statistics	Value
Response Count	17
Mean	6.00
Median	6.00
Standard Deviation	1.46

The course developed my ability to think critically about the subject



Options	Count	Percentage
1-Not at all	0	0.00%
2	0	0.00%
3	1	5.88%
4-Somewhat	1	5.88%
5	1	5.88%
6	6	35.29%
7-Very	8	47.06%

Statistics	Value
Response Count	17
Mean	6.06
Median	6.00
Standard Deviation	1.34

On average, how many hours per week have you spent on this course, including attending classes, doing readings, reviewing notes, writing papers, and any other course-related work?

Options	Count	Percentage
3 or Fewer	1	5.88%
4-6	8	47.06%
7-9	4	23.53%
10-12	4	23.53%
13-15	0	0.00%
16-18	0	0.00%
More than 18	0	0.00%

Statistics	Value
Response Count	17
Mean	2.65
Median	2.00
Standard Deviation	0.93

How many class sessions did you attend?

Options	Count	Percentage
None	0	0.00%
Fewer than half	0	0.00%
About half	0	0.00%
More than half	7	41.18%
All	10	58.82%

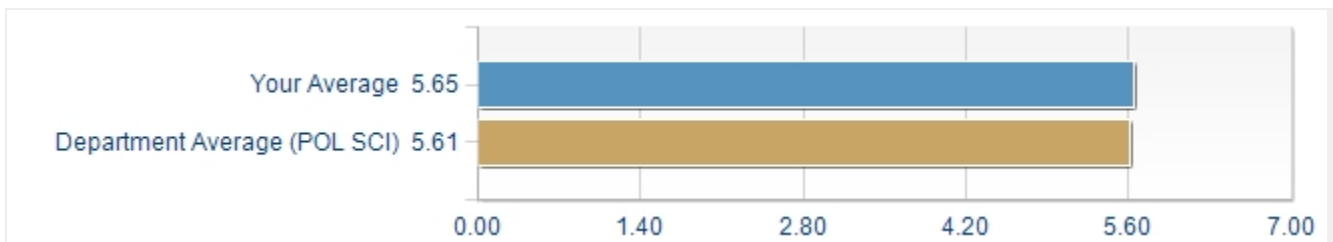
Statistics	Value
Response Count	17
Mean	4.59
Median	5.00
Standard Deviation	0.51

How many class (or section) sessions did you attend?

Options	Count	Percentage
None	0	0.00%
Fewer than half	0	0.00%
About half	0	0.00%
More than half	7	41.18%
All	10	58.82%

Statistics	Value
Response Count	17
Mean	4.59
Median	5.00
Standard Deviation	0.51

How satisfied were you with your effort in this course?



Options	Count	Percentage
1-Not at all	1	5.88%
2	1	5.88%
3	0	0.00%
4-Somewhat	0	0.00%
5	5	29.41%
6	2	11.76%
7-Very	8	47.06%

Statistics	Value
Response Count	17
Mean	5.65
Median	6.00
Standard Deviation	1.80

INSTRUCTOR PROVIDED QUESTIONS (CUSTOM): If any rating questions appear in this section, they were created by you. If blank, you did not add any custom items to your evaluation. These are viewable only by you and not accessible by other report viewers in your department.

OPEN ENDED QUESTIONS (QUALITATIVE)

DEPARTMENT PROVIDED QUESTIONS: Questions in this section were selected by your department for inclusion on this evaluation.

What advice would you give to another student who is considering taking this course?

Comments
go to lecture
Review power-point materials prior to class to have a better understanding of subject matter, and ask questions. Attend the lecture sections, because Professor Pempel can discuss the topics in depth if needed, far beyond what the info on the powerpoint provides.
Read all article for discussion
Take good notes prof explains things that are not always on slides
Participate in section.
Fiona is a great and attentive GSI. She wants and encourages discussion and interaction during section. Fiona is also very responsive to questions outside of section. Utilize her help and knowledge all you can, it really helps.
Just get through it.
Highly recommend the course
I would encourage this hypothetical student always to be prepared with respect to the material if only to be prepared for the small-group activities. When I was unprepared (which was often), I always felt sheepish contributing to the group and felt a little nervous when Fiona approached.
Make sure to go to section, it helps a lot
Discussions were helpful and insightful to understanding the course
Make sure Fiona is your gsi!! She is the best gsi I've ever had at Cal!

Please identify the strengths of this GSI and the discussion section.

Comments

she's excellent at recapping important points of lecture

The discussion section provided a comfortable space to talk about the ideas in class. The GSI is very direct about their time constraints, but still provides help and has been very helpful. At some points I wished the discussion section were longer, but for the most part we work through the coursework thoroughly.

She give us very specific answer for a concept

Knowledgeable, makes an effort to explain things in terms of timelines, which was helpful.

I appreciate how specific Fiona tried to keep the section discussions. It would keep students on track to understanding what is important and relevant to the weekly topic.

Showing up, sometimes having a solid course of action for the discussion so most students get something from the section.

Doing very good

Fiona is an excellent GSI. She is friendly enough and has a wonderful sense of humor. I also appreciated her use of extra-curricular material (news clips, documentaries).

She always does a fantastic job communicating the course material in the form of different schematics - for example, diagramming and explaining the Iron Triangle, or helping us define different periods in Japanese history through different lenses (political, economic, and security). It is so very helpful that she does that and hope that she continues to do so.

Usage of timelines to explain concepts and differences between the critical junctures in history helped me organize my thoughts.

She is very clear, understands the topic, is willing to help

This GSI was very helpful and made herself available. She gives really great feedback and is very considerate to specific needs. I really enjoyed how passionate she would get about some discussion sections such as women_quality/social norms.

She knew what she was talking about and stayed on track with the importance and significance of what we needed to know.

Fiona really breaks down the material from lecture in an easy-to-understand way and helps to draw connections between the many points the professor makes in lectures. She also helps us review the readings, which makes them easier to understand in the broader picture of the course.

GSI has proficient knowledge not only in regards to the course material but also on relevant topics as well. She effectively helped us grasp the key concepts of the readings and the lectures.

Please identify areas where the GSI's performance and/or the discussion section could be improved.

Comments
it's not in her control but why is lecture at 8 am
Maybe at some point the GSI could call on random names to answer questions, so that the same students aren't occupying too much conversational space. Also choosing students at random sometimes highlights where there is a lack of subject understanding, and this helps the overall discussion.
Need more organization
I think Fiona has done a fine job leading the section discussion and helping students understand the course material. I was fully satisfied with the section and GSI. Take this class with her if you have the chance!
More homeworks
I think Fiona has done a fine job leading the section discussion and helping students understand the course material. But 50 minute sections are just too short. There was so much material to cover each week, and it would have been much nicer to have an hour or two hour section.
didnt always respond to emails
Nothing really, the discussion was very good and satisfied with it
In a large section, it's hard for everyone to have a chance to participate. Would have liked to have more opportunities to talk, but not sure how that was in GSI's control. We need smaller section sizes!
It's already perfect!
:)

INSTRUCTOR PROVIDED QUESTIONS (CUSTOM): If any open-ended questions appear in this section, they were created by you. If blank, you did not add any custom items to your evaluation. These are viewable only by you and not accessible by other report viewers in your department.